

Lertap.com

Test & survey analysis software since 1973

How to Upgrade a Lertap5 “Mini” Version

As of: 26 October 2022

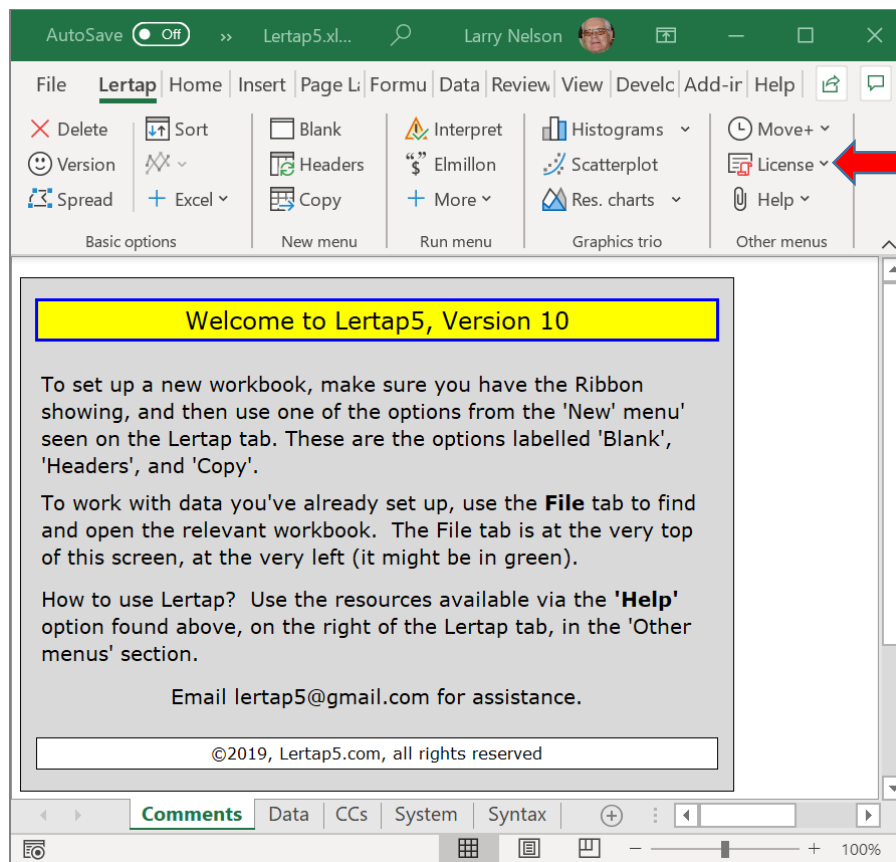
There are versions of Lertap5 for use on Windows and Macintosh computers. When downloaded from the internet, they are known as the “Mini” version. They work with Excel 2007, 2010, 2013, 2016, 2019, and 365¹.

Lertap5 “Mini” may be downloaded from [this webpage](#).

The “Mini” version is called “mini” because it will process only the first 250 records in a dataset – this makes it okay to use with tests and surveys when they have been used with small classes and groups. It’s also useful as a teaching aid in courses that have to do with test and measurement topics.

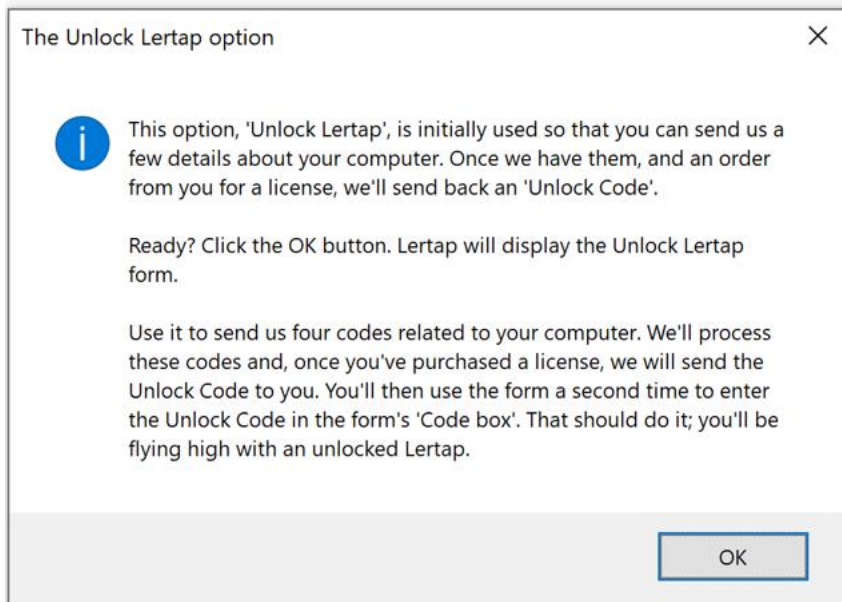
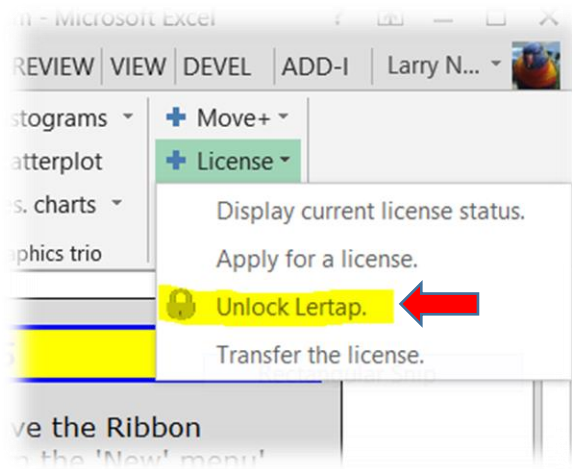
In order to process more than 250 records, it is necessary to upgrade Lertap5 Mini. This may be done by following the steps described in this document.

The first step is to click on the **License** option:



¹ Excel 365 is a version index used by Microsoft when a user has an annual subscription to Microsoft Office.

The second step: click on **Unlock Lertap**:



Read the comments in this box (above), and click on OK. After doing this, the next screen to appear will have information *similar* to what is seen below:

The Unlock Lertap Form

This form is usually used twice. Use it the first time to send us the four codes seen below. Send to: lertap5@gmail.com. When we have the codes, and your order for a license, we'll send you an 'Unlock Code'. (Use the small pink Help button below for more details, if needed. Suggestion: make use of the green 'Copy these IDs to the clipboard' option!)

Once you have the Unlock Code, get this form to show again. Then enter the Unlock Code in the white 'Code box' below. If it checks okay, Lertap will be unlocked. Many thanks.

Session ID: 288116982937 Computer ID: LENSITO

User ID: LENSITO\larry XL: nv16.64

Copy these IDs to the clipboard

If you have obtained an unlock code, type it into the code box below and click OK. OR: use the yellow 'Paste code from clipboard' option to paste the code from the clipboard (that's faster, but you must have already copied the code to the clipboard!).

Paste code from clipboard

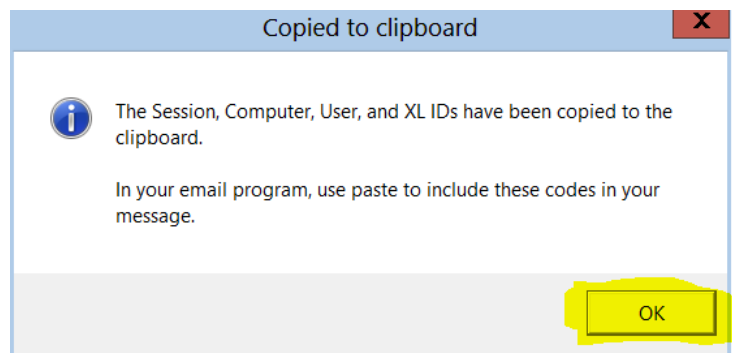
Code box->

OK

Close

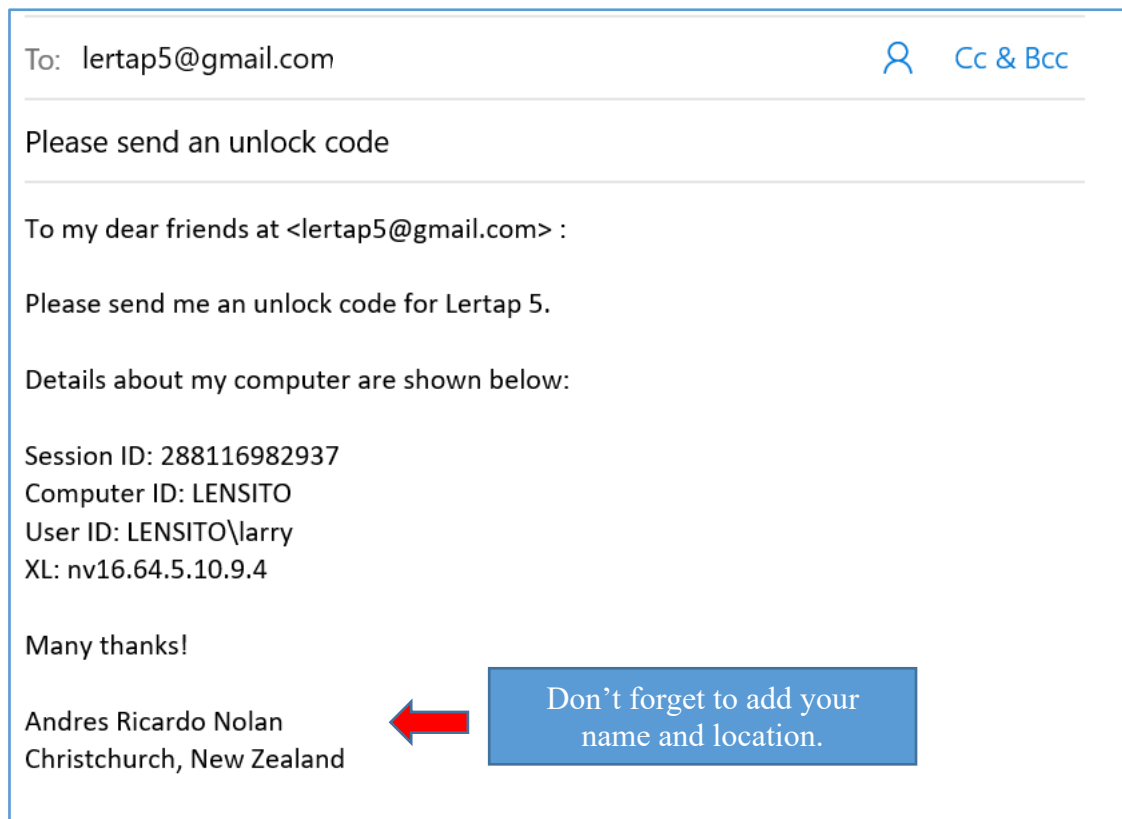
Help

Click the green box, where it says **Copy these IDs to the clipboard**. This should prompt the dialog box seen below to display²:



Okay? Now, open the program you use for composing a new email message. Paste the contents of the clipboard into the message area, and then please **add your name and city at the end** (in this case, "Andres Ricardo Nolan" has asked for the unlock code needed to upgrade Lertap Mini on his computer):

² If the clipboard fails to work, a screen snapshot of the four codes may be sent instead.



We will return an "unlock code" providing you have purchased a license from the e-store (please see the first note below). The unlock code removes the 250-record limit from Lertap5, converting the "Mini" version to a version capable of processing tens of thousands of records.

→ **Once you have the unlock code**, refer to [these instructions](#) to apply it. ←

Note:

Unlock codes are usually sent out only after a license has been purchased from the [Lertap5 e-store](#). Questions welcome lertap5@gmail.com .

Thank you.